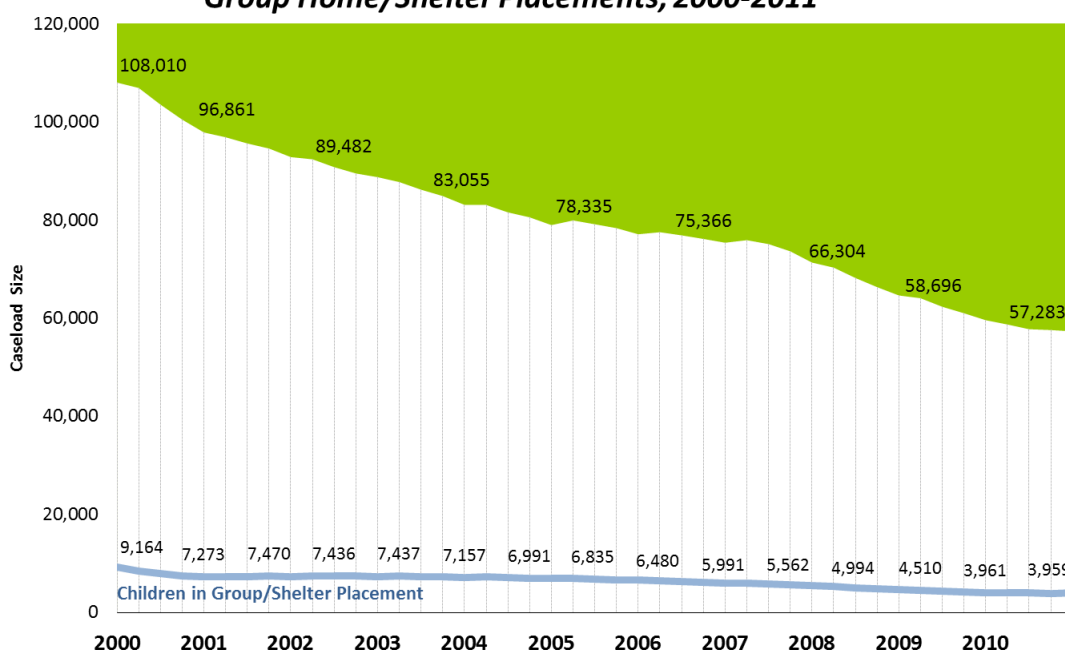
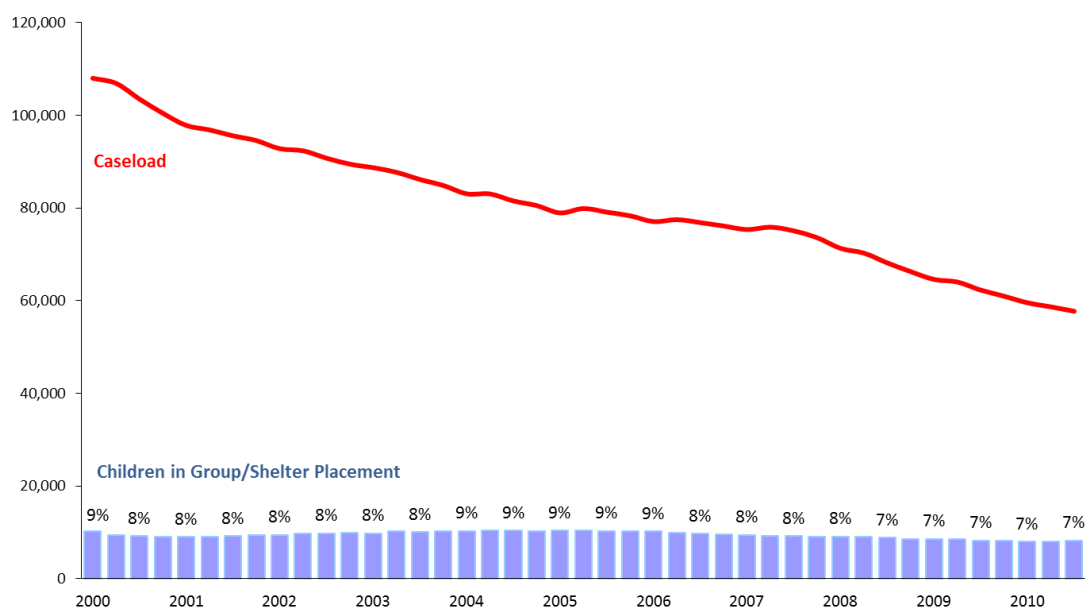


California:
Child Welfare Supervised Caseload and Number in Group Home/Shelter Placements, 2000-2011



California:
Child Welfare Supervised Caseload and Percentage in Group Home/Shelter Placements, 2000-2011



Figures 1 & 2. The number of children placed in child welfare supervised foster care in January 2000 was 108,013. Just over a decade later, that number had dropped to under 58,000. During this same period the number of children in congregate care dropped from 9,164 to 3,959. The percentage of children placed in a residential group or shelter placement has remained relatively flat, hovering between 7 and 9% in any given year. (Data concerning probation supervised youth is under revision. Recent counts are more accurate than historical data.)

California:
Children Placed in Foster Care vs. Children Placed in Group/Shelter Placements by Supervising Agency, January 2011

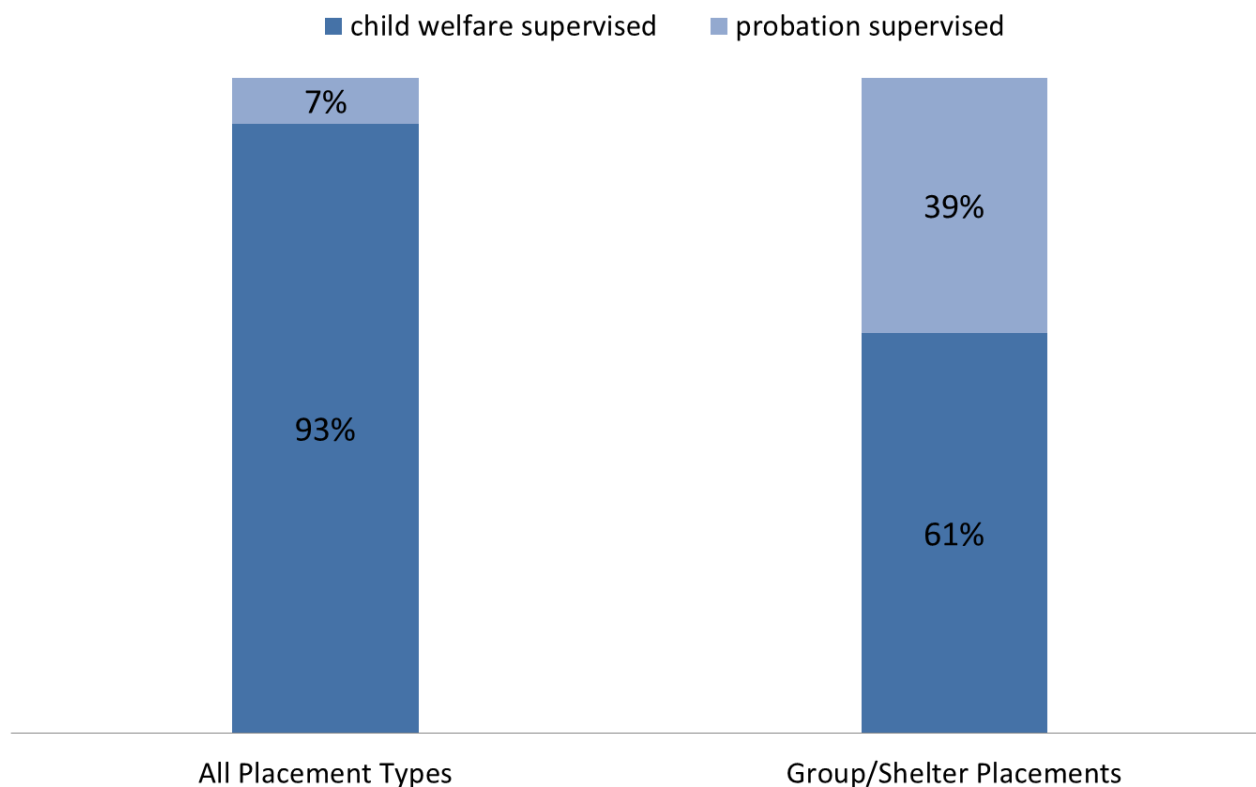


Figure 3. As of January 2011, 93% of children (N=58,238) in an out-of-home foster care placement were under the supervision of a child welfare agency. Another 4,325 (7%) were placed in foster care under the supervision of probation (not reflected in this chart are 27 children who were under the supervision of an “other” agency). Among the subset of children placed in congregate care (N=6,536), 61% were placed under the supervision of a child welfare agency; 39% were supervised by probation.

California:
Children in Group/Shelter Placements by Supervising Agency & Age,
January 2011

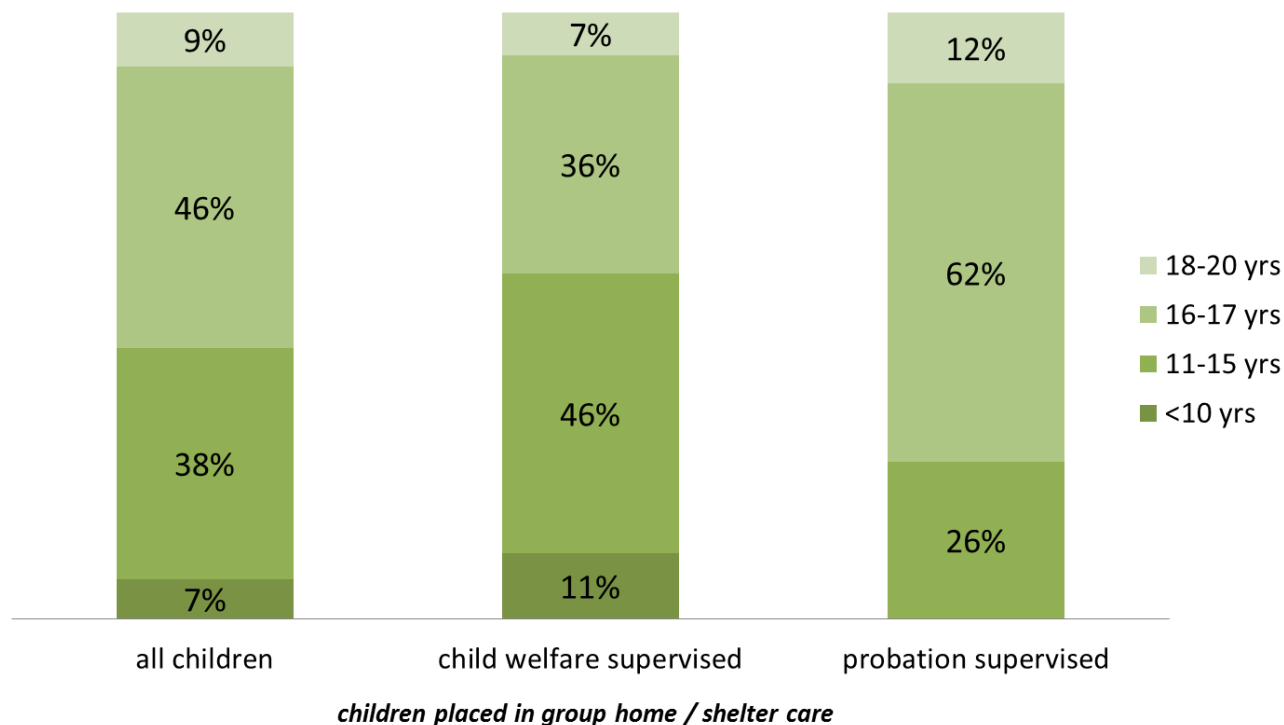


Figure 4. Overall, 7% of children placed in group homes as of January 2011 were under the age of 10, while more than half (55%) were 16 or older. Among children placed under the supervision of a child welfare agency, 46% were between the ages of 11 and 15, and 42% were 16 or older. Nearly three-fourths (74%) of children placed in a group/shelter care under the supervision of probation were over the age of 16.

California:
Children in Group/Shelter Placements by Supervising Agency & Time in Care, January 2011

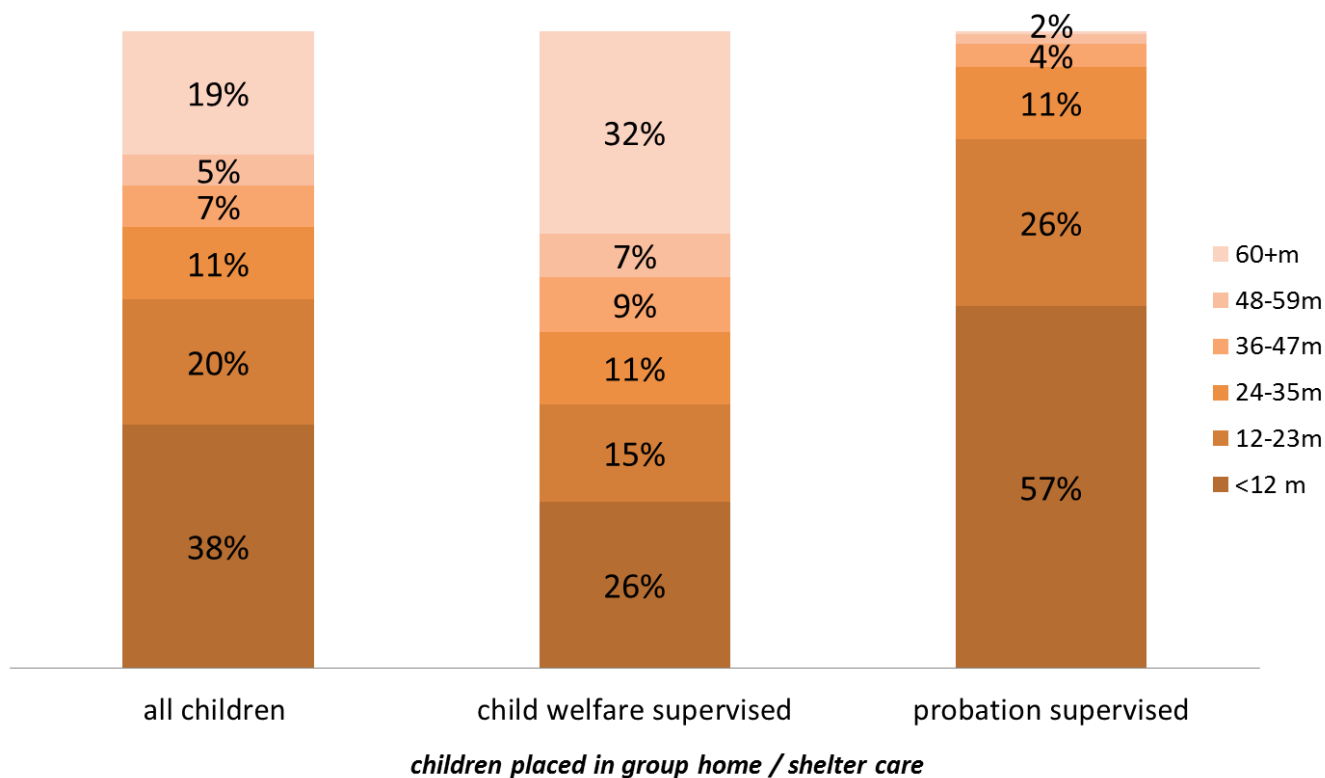


Figure 5. Among all children placed in congregate care on January 1, 2011, 38% had been in an out-of-home placement for less than one year, while another 20% had been in care for 12-23 months. Nineteen percent had been in care for five years or more. Slightly more than one quarter (26%) of children in child welfare supervised congregate care had been in care for less than a year, while nearly a third (32%) had been there for at least five years. More than half (57%) of children in probation supervised congregate care had been in foster care for less than a year.

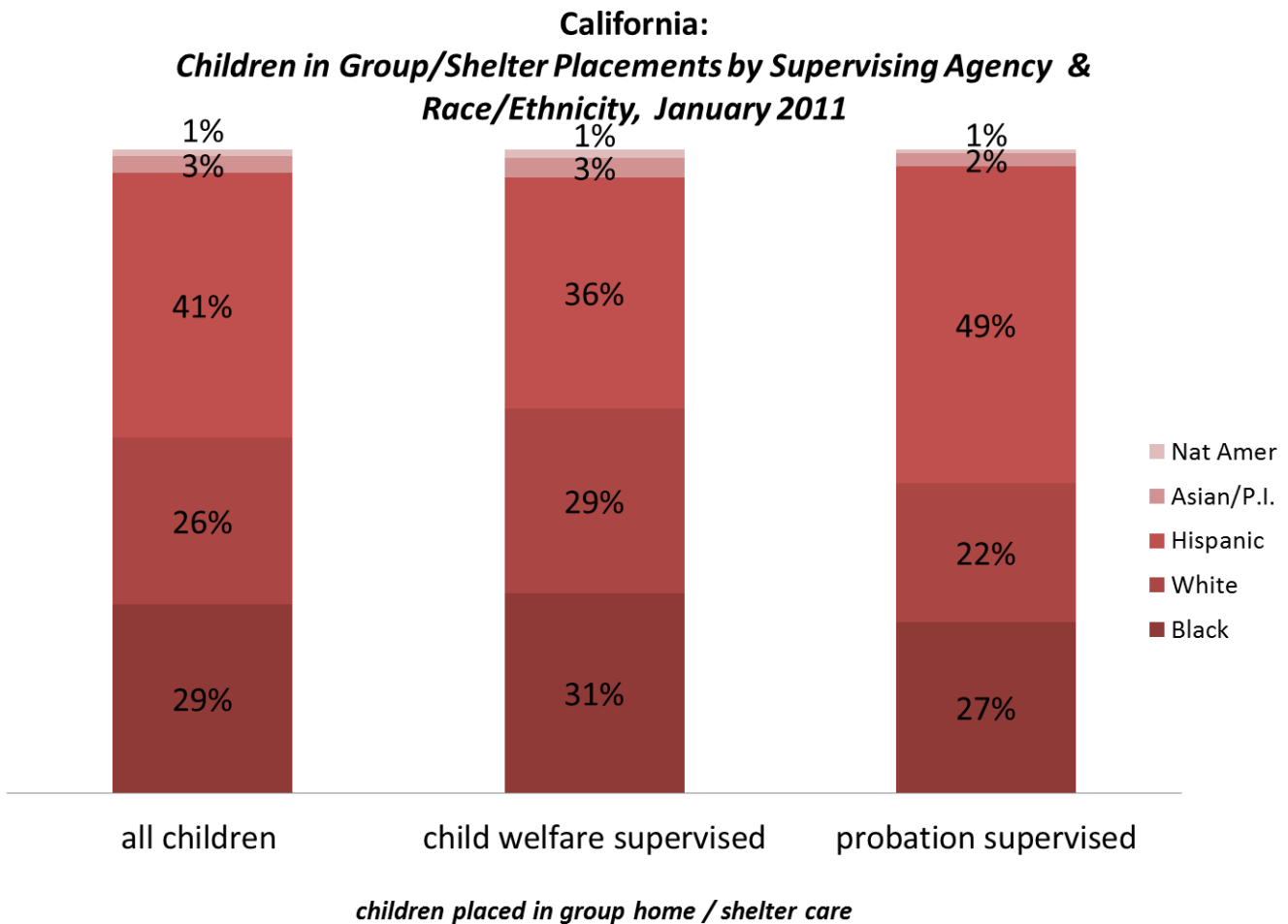


Figure 6. As of January 2011, 29% of children in congregate care were Black, while 41% were Hispanic. White children made up a larger share of children placed under the supervision of a child welfare agency (29%) than children placed under the supervision of probation (22%). Likewise, Hispanic children accounted for only 36% of child welfare supervised group/shelter placements compared with 49% of probation supervised congregate care placements.

Questions/Comments?

Please contact Emily Putnam-Hornstein: eputnamhornstein@berkeley.edu

Citation:

Needell, B., Webster, D., Armijo, M., Lee, S., Dawson, W., Magruder, J., Exel, M., Cuccaro-Alamin, S., Putnam-Hornstein, E., Williams, D., Simon, V., Hamilton, D., Lou, C., Peng, C., Moore, M., Jacobs, L., & King, B. (2011). Child Welfare Services Reports for California. Retrieved 6/21/2011, from University of California at Berkeley Center for Social Services Research website. URL: http://cssr.berkeley.edu/ucb_childwelfare